



Bourdon Tube Pressure Gauges

Cast Aluminum Black Enameled Finish

Ni-Span C[®] / Stainless Steel Parts

Test Series • Accuracy $\pm 0.25\%$ of Span • Type 341.11

Test Series • Accuracy $\pm 0.10\%$ of Span • Type 342.11

Pressure Gauges

Application

Pressure gauge for testing, calibration and laboratory measurement. Fluid medium does not clog port or corrode Ni-Span C[®] and stainless steel.

Size

10" (250 mm)

Accuracy

341.11: $\pm 0.25\%$ of span (ASME Grade 3A)

342.11: $\pm 0.10\%$ of span (ASME Grade 4A)

Ranges (All ranges not stocked)

Vacuum / Compound to 30" HG / 0 / 200 PSI

Pressure from 10 PSI to 20,000 PSI

or other equivalent units of pressure or vacuum

Calibrating medium

≤ 400 PSI: gas

> 400 PSI: oil

Working Range

Steady: Full scale value

Fluctuating: 0.9 x full scale value

Operating Temperature

Ambient: -4°F to 140°F (-20°C to 60°C)

Media: max. 212°F ($+100^{\circ}\text{C}$)

Temperature Error

Additional error when temperature changes from reference temperature of 68°F (20°C) $\pm 0.04\%$ for every 18°F (10°C) rising or falling. Percentage of span.

Standard Features

Connection

Material: stainless steel

Lower mount (LM)

1/4" NPT Female

Bourdon Tube

Material: Ni-Span C[®]

Vacuum 30" Hg C-type

< 1500 PSI, C-type

$> 1,500$ PSI, Helical type

Movement

Copper alloy with Argentan wearable parts

Dial

White aluminum with black lettering,

330° mirrored band scale,

zero adjustment by rotatable dial $\pm 15^{\circ}$

Pointer

Knife-edge, black aluminum

Case

341.11: black painted steel case and friction-fit ring

342.11: Cast aluminum, dark grey, enameled finish with built-in profile ring for panel mounting. Two panel mounting brackets included.



Weather Protection

Weather resistant (NEMA 4 / IP 54)

Standard Scales

PSI, Inches of water

Window

Green tinted non-reflecting acrylic

Other

Certificate of Calibration to National Institute of Standard

Technology (NIST) (342.11 only)

Locking carrying case (342.11 only)

Order Options

Front flange - 341.11 only

Rear flange

Special connections limited to wrench flat area

Cleaned for oxygen service

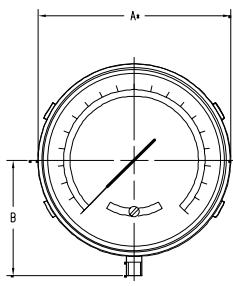
Other pressure scales available:

Bar, kPa, Kg/cm²

DIN standards

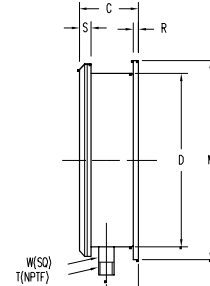
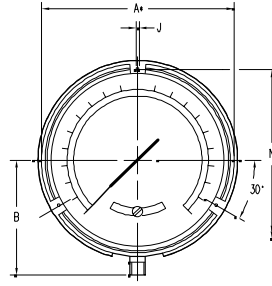
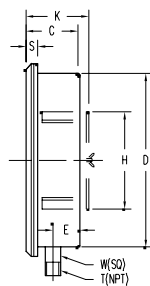
APM 342.11
(APM 03.03)

Dimensions:

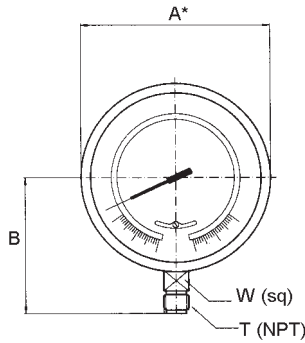


HIDDEN LINES REPRESENT U-CLAMP MOUNTING

342.11 10" LM OR UC



342.11 10" LM/RF



341.11 10" LM

A* NOMINAL SIZE

TYPE/SIZE	WEIGHT	KEY	A*	B	C	D	E	H	J	K	M	R	S	T	W
341.11 10" LM	6.6 lbs.	mm	250	165	71	--	17	--	--	--		--	--	--	22
		in	10	6.5	2.8	--	0.67	--	--	--		--	--	1/2"	0.87
342.11 10" LM OR UC	13.2 lbs.	mm	250	165	78	250	22	140	--	67		--	18	--	22
		in	10	6.5	3.07	9.84	0.87	5.51	--	2.64		--	0.70	1/4"	0.87
342.11 10" LM/RF	13.2 lbs.	mm	250	165	82	250	26	--	5.8	--	285	8	17	--	22
		in	10	6.5	3.23	9.84	1.02	--	0.23	--	11.22	0.32	0.67	1/4"	0.87

Ni-Span C[®] is a registered trademark of the INCO family of companies.

**THE MEASURE OF
Total Performance™**

Ordering Information:

State computer part number (if available) / type number / size / range / connection size and location / options required.

Specifications given in this price list represent the state of engineering at the time of printing. Modifications may take place and the specified materials may change without prior notice



WIKAI Instrument Corporation
 1000 Wiegand Boulevard
 Lawrenceville, Georgia 30043-5868
 Tel: 770-513-8200 Fax: 770-338-5118
<http://www.wika.com> e-mail: info@wika.com